

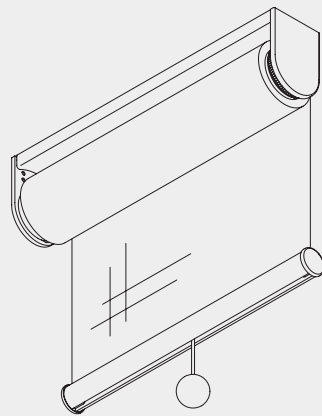
Roller Blind Systems





Spring Operated Roller Blind System

Silent Gliss® 4900



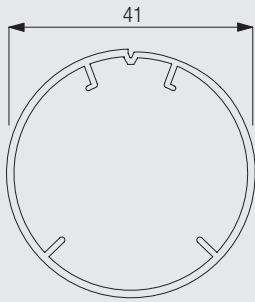
Product Information

- Extremely silent and smooth spring operated roller blind system for residential as well as for contract applications.
- Unique speed controller ensures a smooth, controlled ascent.
- Optional end stop controller allows upper end stop limit adjustments - beneficial when more systems are mounted besides each other (stop on same level).
- The system 4900 can be used up to a maximum width of 2.4 m (min. width 42 cm), a maximum drop of 3 m or a maximum surface of 7.2 m². The maximum load of 2.2 kg should not be exceeded.
- Stop clutch mechanism halts the blind at any given position.
- Easy wall, ceiling or recess fitting.
- System is only available with pre-mounted installation profile.
- Side-by-side fixing of two systems with intermediate bracket cover ensures a minimized light gap.
- Side guide option available.
- Choice of three different bottom bar designs.
- Pull ball and bracket covers round-up the elegant and finished design of this extraordinary blind system.
- Supplied ready assembled, made-to-measure with fabric. Large and attractive fabric offer.



4900

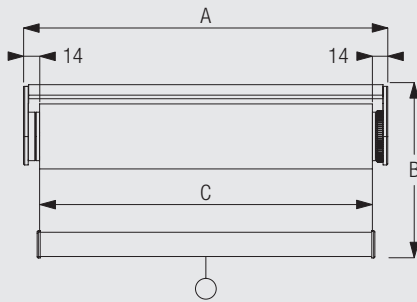
Profile and Bending Information



10531

How to Measure

Measurement information: single system



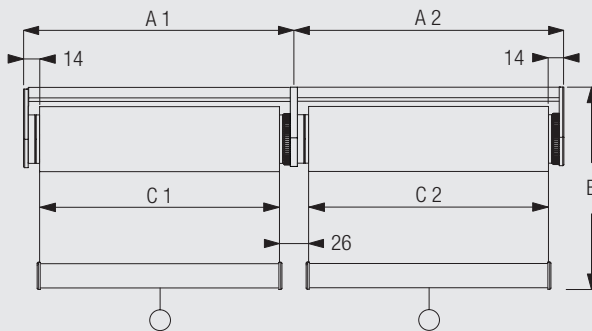
A: System width
B: System drop
C: Fabric width

Attention: When installing the blind without bracket side covers left and right, the total system width will be reduced by 4 mm (2 x 2 mm).

Measurement information: double (side-by-side fixed) systems



4900



A: System width
B: System drop
C: Fabric width

Attention: When installing the blind without bracket side covers left and right, the total system width will be reduced by 4 mm (2 x 2 mm).

System Dimensions



2.4 m



42 cm



3 m



7.2 m²



2.2 kg

Please note: The max. system width/drop also depends on the fabric type.

Maximum system drop

Wall fitting:

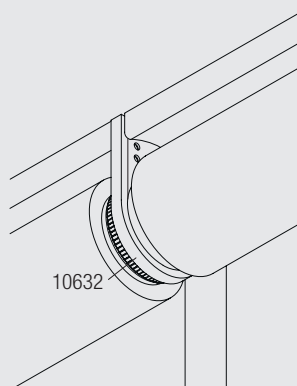
Fabric thickness	mm	0.15	0.20	0.25	0.30	0.35	0.40	0.45	0.50	0.55	0.60	0.65	0.70	0.75	0.80
Max. system drop	cm	300	300	300	300	300	300	300	300	300	290	270	250	230	220

Ceiling fitting:

Fabric thickness	mm	0.15	0.20	0.25	0.30	0.35	0.40	0.45	0.50	0.55	0.60	0.65	0.70	0.75	0.80
Max. system drop	cm	300	300	300	300	300	300	300	300	300	300	300	300	300	280

System Options

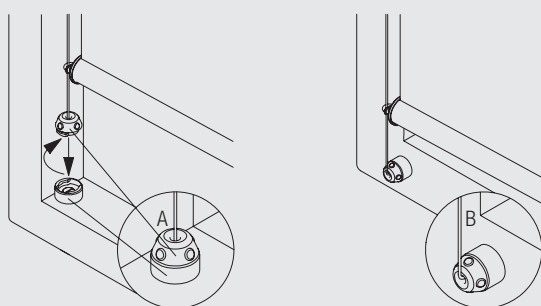
Side-by-side fixing of two systems



10632 Intermediate cover

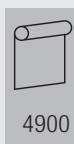
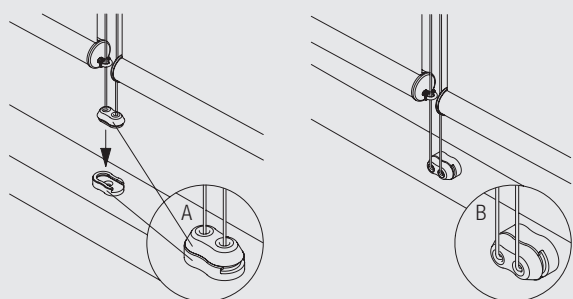
Side guides for stabilising blind system and sloped applications (up to 15°)

Single system



A: Fitting of side guides inside window frame
B: Fitting of side guides onto front of window frame

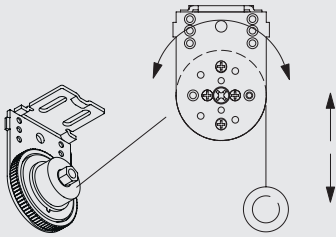
Double system



4900

The system 4900 can be equipped with side-guide wires and can therefore also be used for sloped applications up to 15° inclination.

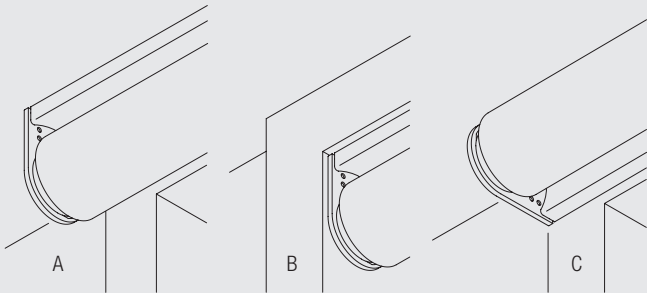
Adjustable end stop



End stop is built-in on the left side of roller blind when fabric is rolled up on the back side.

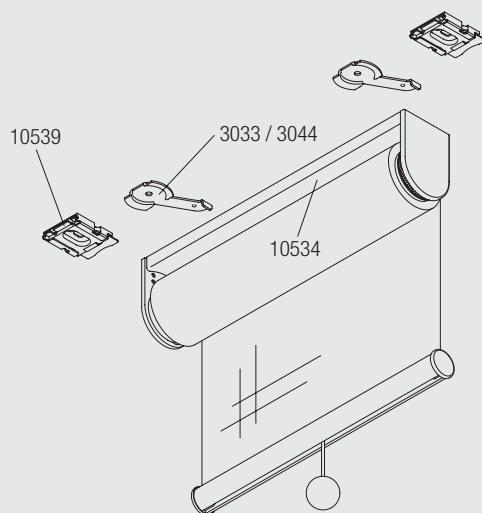
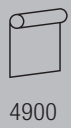
Fitting Information

Positioning of system



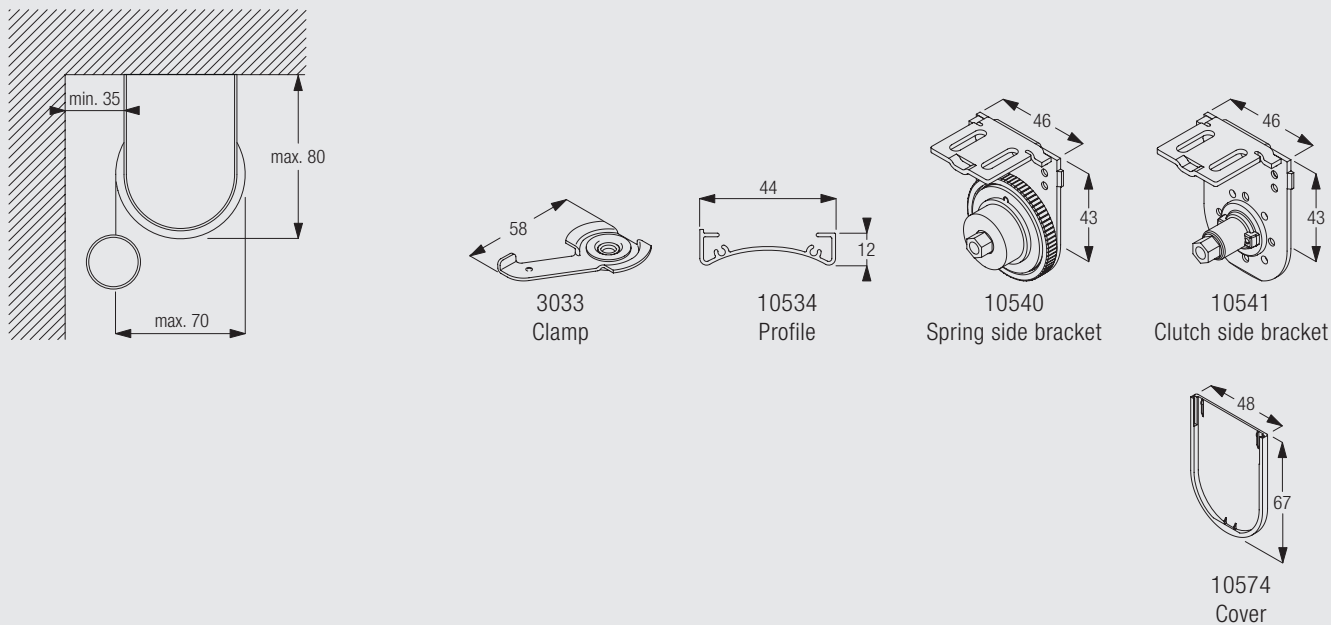
A: Ceiling Fixing
B: Recess Fixing
C: Wall Fixing

Fixing with installation profile



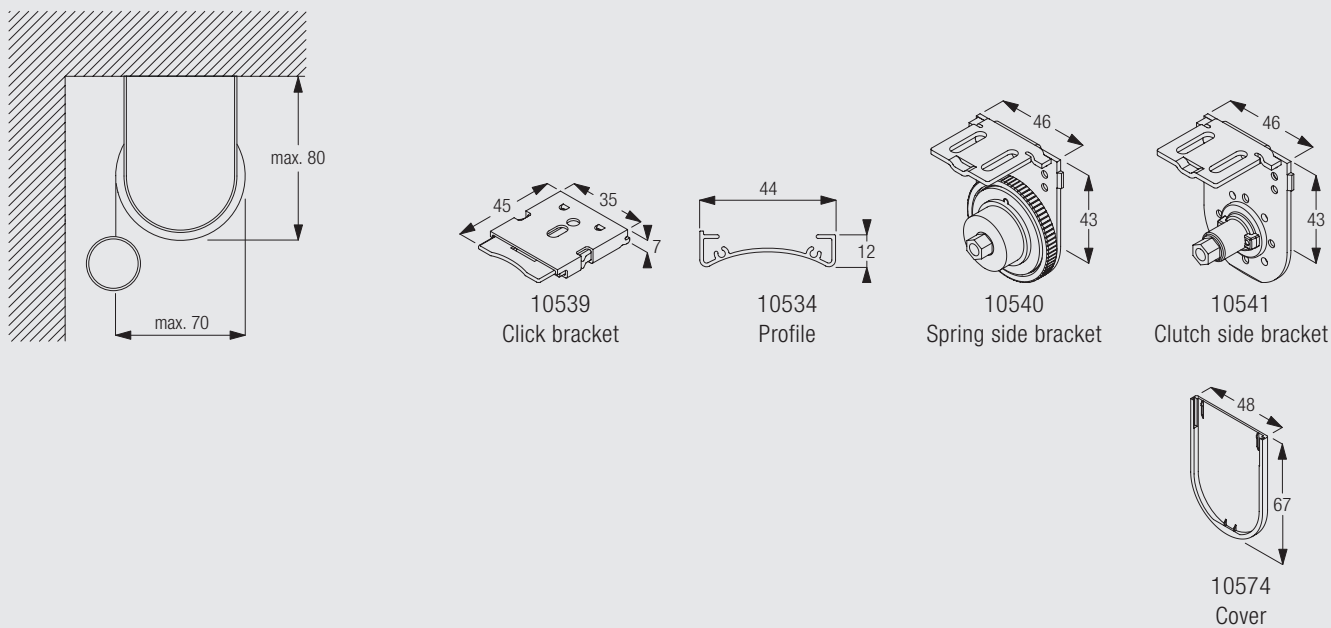
The system is only available with pre-mounted installation profile 10534.

Ceiling fitting with installation profile and clamps 3033 and 3044



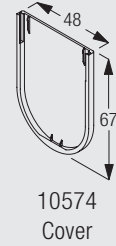
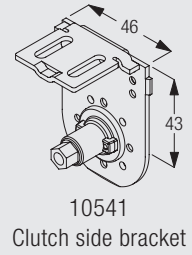
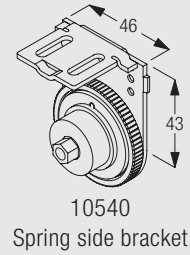
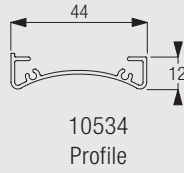
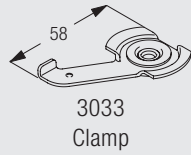
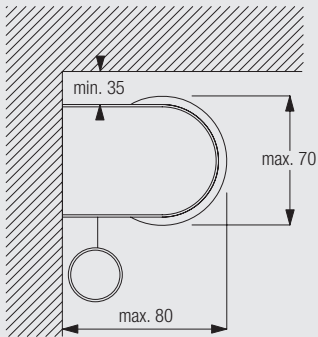
All these measures are based on the maximum system dimensions.

Ceiling fitting with installation profile and click bracket 10539



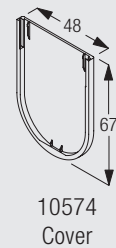
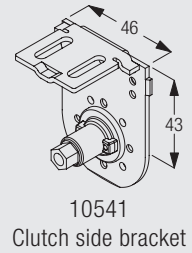
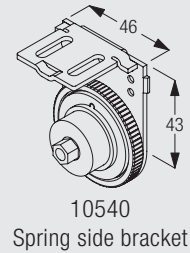
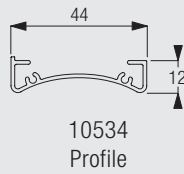
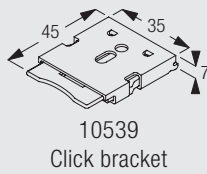
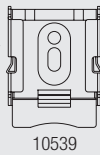
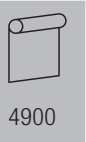
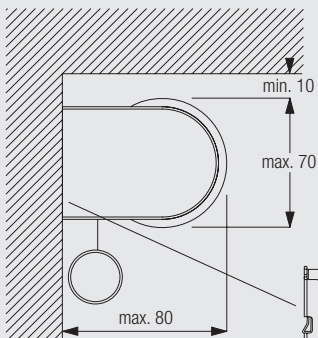
All these measures are based on the maximum system dimensions.

Wall fitting with installation profile and clamps 3033 and 3044



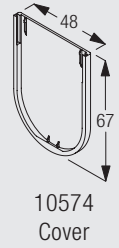
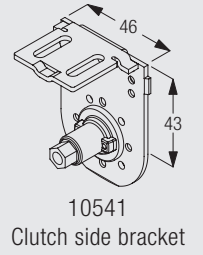
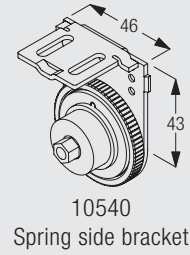
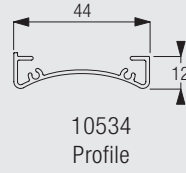
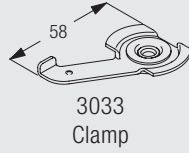
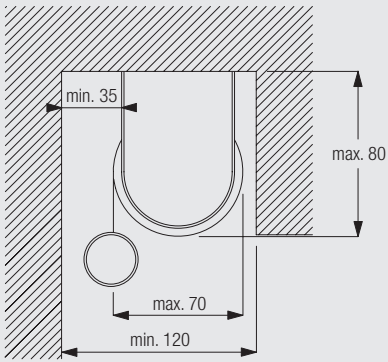
All these measures are based on the maximum system dimensions.

Wall fitting with installation profile and click bracket 10539



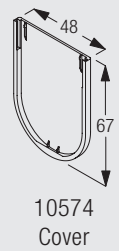
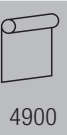
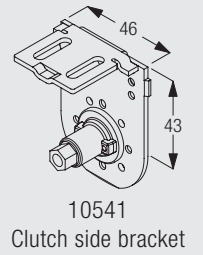
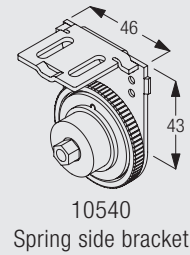
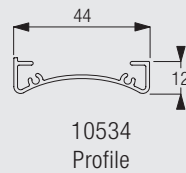
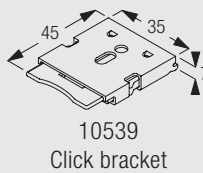
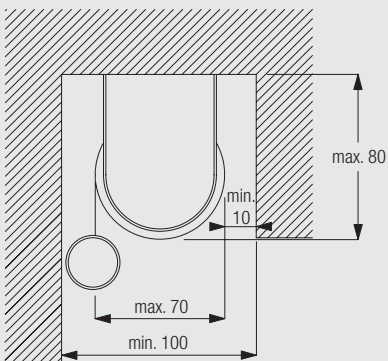
All these measures are based on the maximum system dimensions.

Recess fitting with installation profile and clamps 3033 and 3044



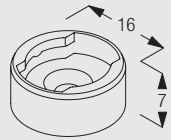
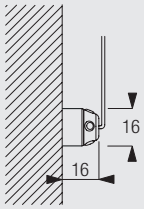
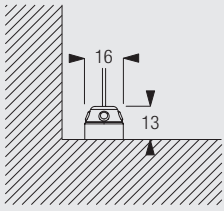
All these measures are based on the maximum system dimensions.

Recess fitting with installation profile and click bracket 10539

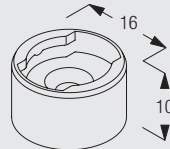


All these measures are based on the maximum system dimensions.

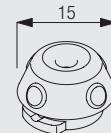
Fitting with side guide option



8235
Wire base short (side guide)

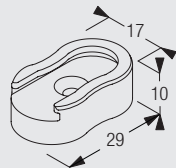
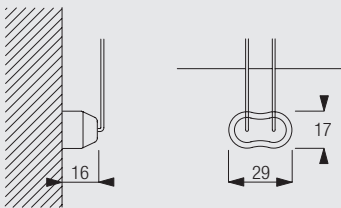
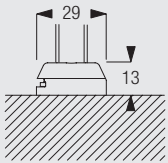


8236
Wire base long

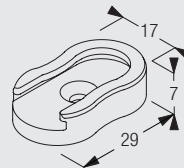


8237
Wire holder

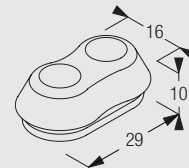
Fitting with side guide option (side-by-side installation)



10669
Double base long
(side guide)



10673
Double base short
(side guide)



10701
Double wire holder
(side guide)



4900

Standard Accessories

3033 Clamp



3044 Clamp



4221 Weight bar



10534 Profile



10633 Weight bar



10634 Weight bar



10635 End cover square



10637 End cover oval



10639 End cover round



10645 Pull grip set








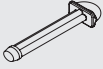








Optional Accessories

8235 Wire base short (side guide)

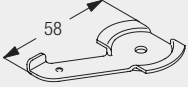
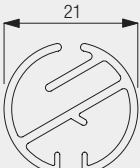
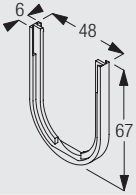
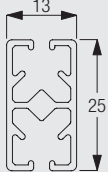
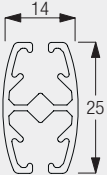
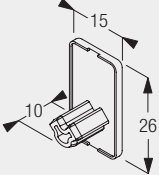
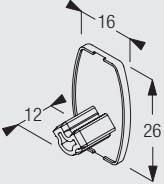
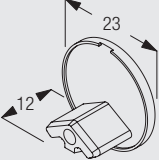
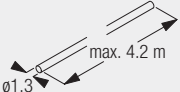



8236 Wire base long



8237	Wire holder		8249	Device	
10539	Click bracket		10570	Stop controller	
10632	Intermediate cover		10641	Eyelet (side guide)	
10642	Wire holder (side guide)		10643	Wire \varnothing 1.3 mm x 4.2 m (side guide)	
10665	Speed controller joint		10669	Double base long (side guide)	
10673	Double base short (side guide)		10701	Double wire holder (side guide)	
10706	Wire \varnothing 1.3 mm x 2.6 m (side guide)		10707	Cushion	

Useful Measures

3044	Clamp		4221	Weight bar	
10632	Intermediate cover		10633	Weight bar	
10634	Weight bar		10635	End cover square	
10637	End cover oval		10639	End cover round	
10643	Wire \varnothing 1.3 mm x 4.2 m (side guide)		10706	Wire \varnothing 1.3 mm x 2.6 m (side guide)	

www.silentgliss.at
www.silentgliss-russia.com
www.silentgliss-cee.com

Silent Gliss GesmbH
Jochen-Rindt-Straße 1
A - 1230 Wien

Tel. + 43 (0) 1 615 02 72
Fax. + 43 (0) 1 615 02 72-88

Silent Gliss GesmbH
Showroom/Export
Stubenring 6
A – 1010 Wien

Tel. +43 (0) 1 513 16 77
Fax. +43 (0) 1 513 16 77-88